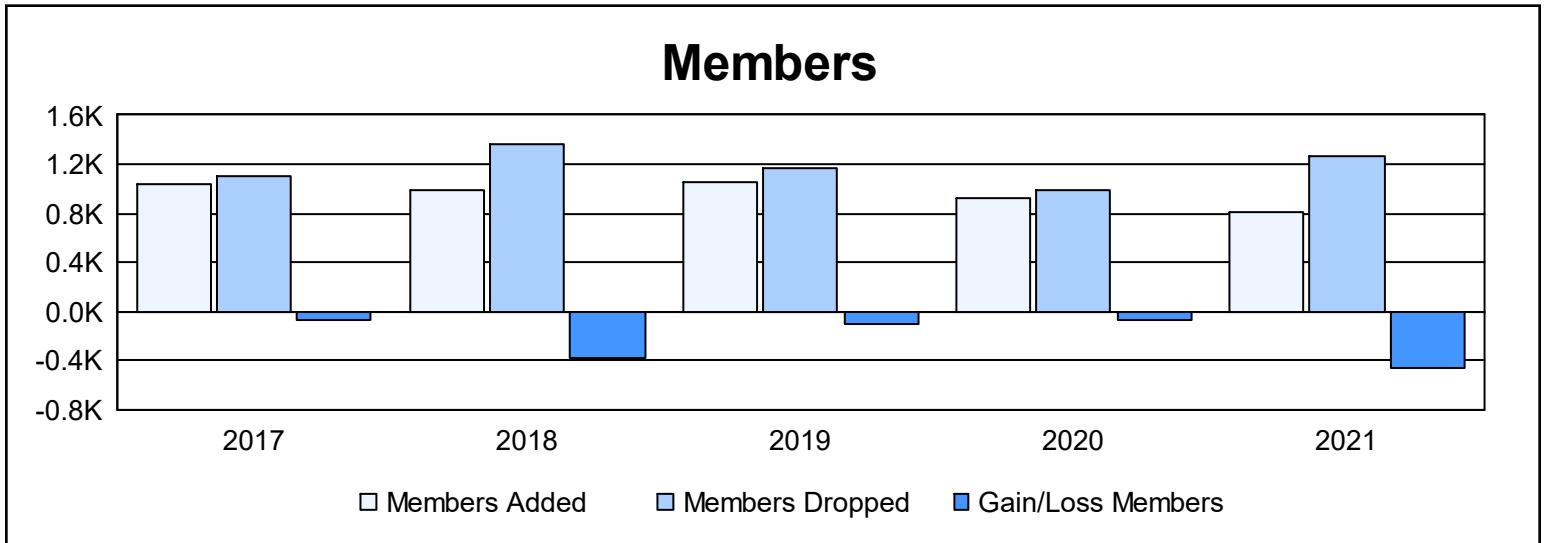
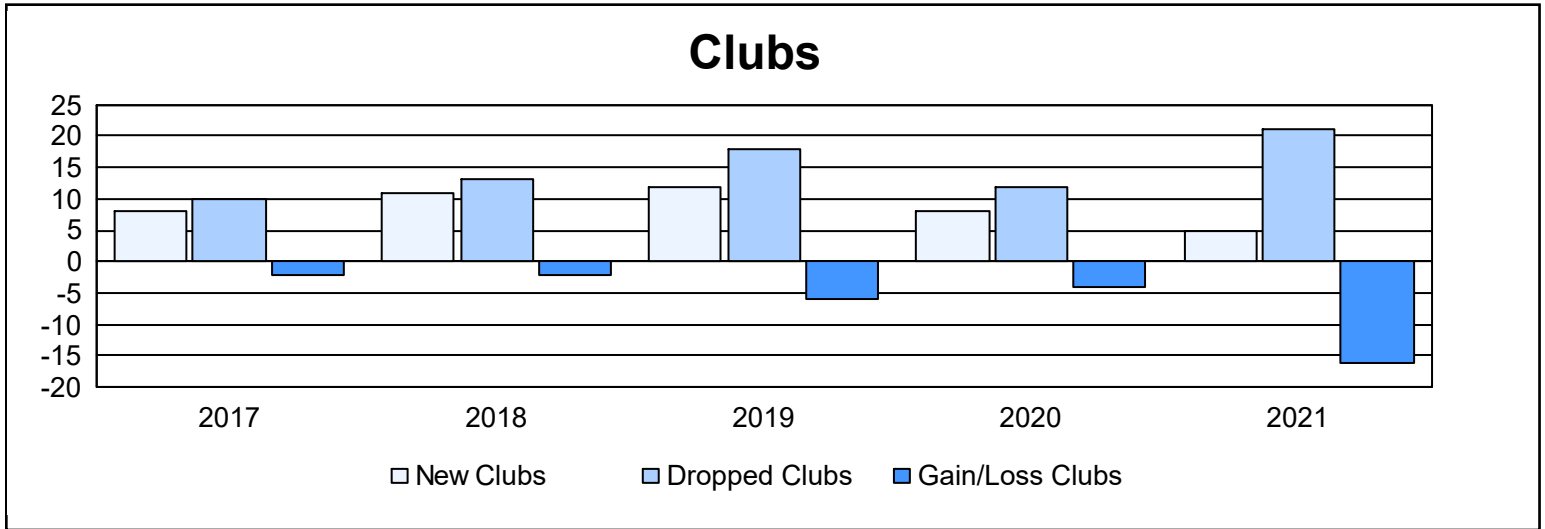
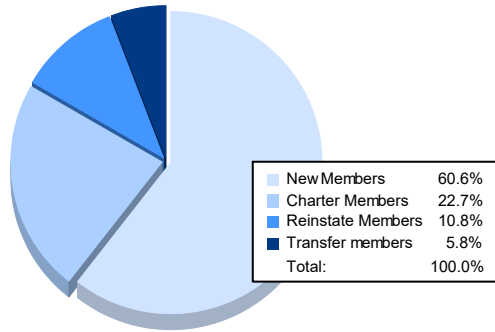


Year	New Clubs	Dropped Clubs	Gain/ Loss Clubs	New Members	Charter Members	Reinstate Members	Transfer Members	Total Member Added	Total Members Dropped	Gain/ Loss Members
2016-2017	8	10	-2	718	246	23	43	1,030	1,108	-78
2017-2018	11	13	-2	589	307	42	56	994	1,371	-377
2018-2019	12	18	-6	625	343	31	62	1,061	1,160	-99
2019-2020	8	12	-4	557	280	57	32	926	994	-68
2020-2021	5	21	-16	488	183	87	47	805	1,264	-459
Average	9	15	-6	595	272	48	48	963	1,179	-216



Membership Composition June 2021 Cumulative



Gender Composition June 2021 Cumulative

